




Easy AI Basic in Easy Redmine

Secure activation, fully under your control

The latest release of **Easy Redmine** introduces **Easy AI Basic** – a set of assistants designed to help your teams save time and work smarter:

-  **Assistants for Project Managers**
AI Project Planner, AI Project Status
-  **Personal Assistants**
Writing Assistant, AI Task Summary
-  **Knowledge Assistant Lite**
Quick answers from the general internet knowledge







All clients with the **Business plan and above** are entitled to Easy AI Basic as part of their subscription. For the **Essentials plan**, Easy AI Basic is available as a paid add-on.

Activation workflow

Although you are entitled to these AI features, they are **not activated by default**. This allows you to decide **when and how you want to adopt them**.

Easy AI follows a security-first principle

-  **No data flows** through Easy AI until you request activation.
-  **No connection** to any AI service exists until the setup is complete.
-  **No LLM** (Large Language Model) is running in the background.
-  If you have Easy Redmine on a server (on-premise), AI is not even included in the update packages unless you specifically request it (see below)

This approach ensures your data and security policies remain untouched until you explicitly enable Easy AI.

How activation works?

The procedure is slightly different depending on whether you use Easy Redmine Cloud or Server (On-Premises).



On cloud

- Easy AI code is already part of your application.
- Admin can see the Easy AI dashboard in the menu.
- However, no data is processed until a connection with the Azure AI service is established.

Steps:

1. Contact your **Account Manager, Customer Success Manager**, or support@easysoftware.com to request activation.
2. Easy Software will create a **secure Azure AI key** for your instance.
3. From that moment, the functions become active – but remain hidden by default.
4. You decide which users gain access by enabling AI in **User Settings** or via **bulk edit**.



Easy AI on-premises

- Easy AI code is **not included** in your application or update packages by default.
- You can safely install the latest updates without impacting your security policy.



Steps:

1. Contact your **Account Manager, Customer Success Manager**, or support@easysoftware.com to request activation.
2. Easy Software will provide a secure **Azure AI key** and the necessary **Docker containers** with Easy AI.
3. Follow the instructions to connect your Easy Redmine instance with Azure AI.
4. Just like in Cloud, the functions are hidden by default, and you decide which users to enable.

Want to run AI on your own server?

Easy Redmine is fully prepared for on-prem AI – ideal for companies with the strictest security policies.

- ☐ Running AI locally requires **suitable hardware**.
- ☐ Contact us to learn more about this **custom solution**.



EASY AI IS READY WHEN YOU ARE.

Schedule a call with your Account Manager.

